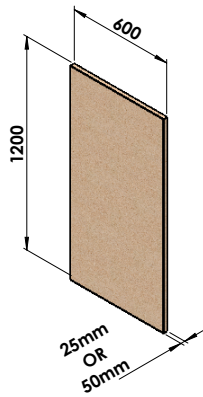


# Quietstone Light - Wall Installation - Adhesive

## Panels



## Tools




4mm  
Notched trowel

Recommended -  
Ceresit CM 18  
EasyFlex



1.




Use pallet or clean surface to store  
panels prior to installation

2.



Mix CM18 using instructions on bag

3.



Apply CM18 to entire backside of  
panel using 4mm trowel

4.




Lift and push against wall.  
Slide panel to position into place

5.



Apply pressure for a  
minimum of 4 seconds

6.



Continue to the next panel

OR