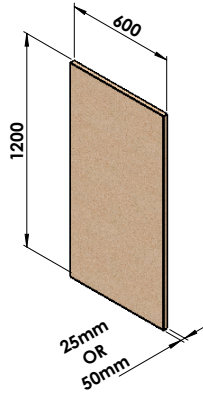


# Quietstone Light - Wall Installation - Direct Fixing

## Panels



## Tools




OR

## Example Fixing




Standard woodscrew (+ suitable wall plugs for mounting surface if required)  
min. Ø4mm  
Length min. = board thickness + 20mm

1.




Use pallet or clean surface to store panels prior to installation

2.



Screw directly through panels using appropriate fixings for surface being mounted to. Approx. 30mm from edges.

3.



Suitable for wall or ceiling installation.  
Fix in 6 positions per panel

4.

