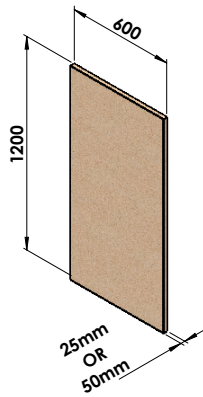


Quietstone Light - Wall Installation - Battens

Panels



Tools



OR




Example Fixing



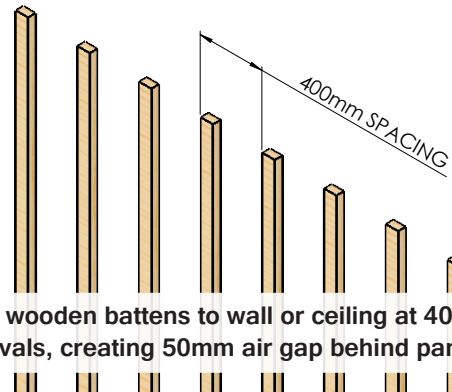
Standard woodscrew
min. Ø4mm
Length min. = board thickness + 25mm

1.



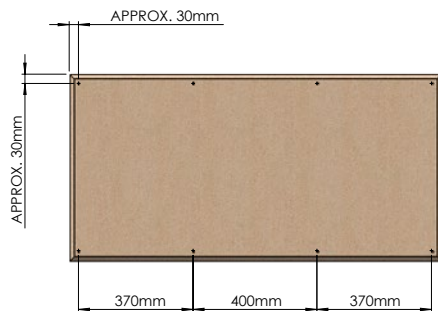
Use pallet or clean surface to store panels prior to installation

2.



Secure wooden battens to wall or ceiling at 400mm intervals, creating 50mm air gap behind panel

3.



Screw directly through panels into wooden battens behind. Approx. 30mm from edges.

4.



Suitable for wall or ceiling installation
Fix in 6 positions per panel

5.

